

## ML2310 Concealed Stainless Steel Double Coat Hook

### Material Specifications

- #304 Stainless Steel Body

### Mounting

- Concealed Screw Fix via Fixing Plate

### Dimensions

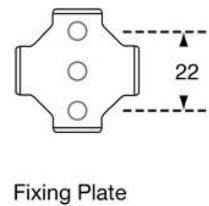
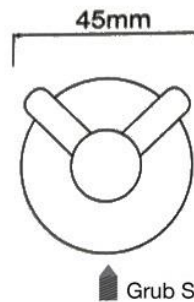
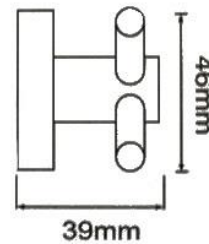
- 45mmW x 46mmH x 39mmD

### Finish

- Polished Stainless Steel

### Installation Instructions

- *May be subject to Australian Building Code Regulations for able bodied and/or disabled use. It is recommended that any individual unit is installed whereby it clears any other fixtures by at least 150mm and not carry loads any greater than 8kg.*
1. Remove fixing plate from hook. Locate fixing position on wall or partition and mark using top and bottom mounting holes of the fixing plate (do not put the screw into the middle hole, this can cause the fixing plate to become loose).
  2. Drill holes and loosely secure fixing plate to wall or partition surface using screws and wall plugs provided.
    - It is recommended to cover fixing screw thread with a small amount of silicone to ensure fixing tension and long-term durability and also to minimise tampering.
  3. Check the fixing plate is level and tighten screws.
  4. Secure the Hook body onto the fixing plate bracket using the grub screw with the supplied Allen key.
  5. Ensure the grub screw is fully tightened to finish installation.



This product is AS1428.1 compliant (accessible compliant) when installed in accordance with the guidelines.

*The technical recommendations contained in this document are necessarily of a general nature and should not be relied on for specific applications without first securing competent advice. Whilst Metlam Australia Pty Ltd has taken all reasonable steps to ensure the information contained herein is accurate and current, it does not warrant the accuracy or completeness of the information and does not accept liability for errors or omissions. Any Commercial product should only be installed by a competent tradesperson and serviced/maintained by knowledgeable janitorial staff or competent people. Metlam Australia accepts no responsibility for any damage to product, walls or fixtures due to incorrect installation or maintenance of any of their products.*

The photographs and line drawings of the products presented above are representational only.  
Metlam Australia Pty Ltd reserves the right to, and from time to time, make changes and improvements in design and dimensions.